



ಬೃಹತ್ ಬೆಂಗಳೂರು ಮಹಾನಗರ ಪಾಲಿಕೆ  
Bruhat Bengaluru Mahanagara Palike



# BBMP COVID-19 WAR ROOM BULLETIN - 22.05.2021

BBMP / COVID-19 WAR ROOM / BULLETIN – 425/ 22.05.2021 / #BBMPfightsCOVID19



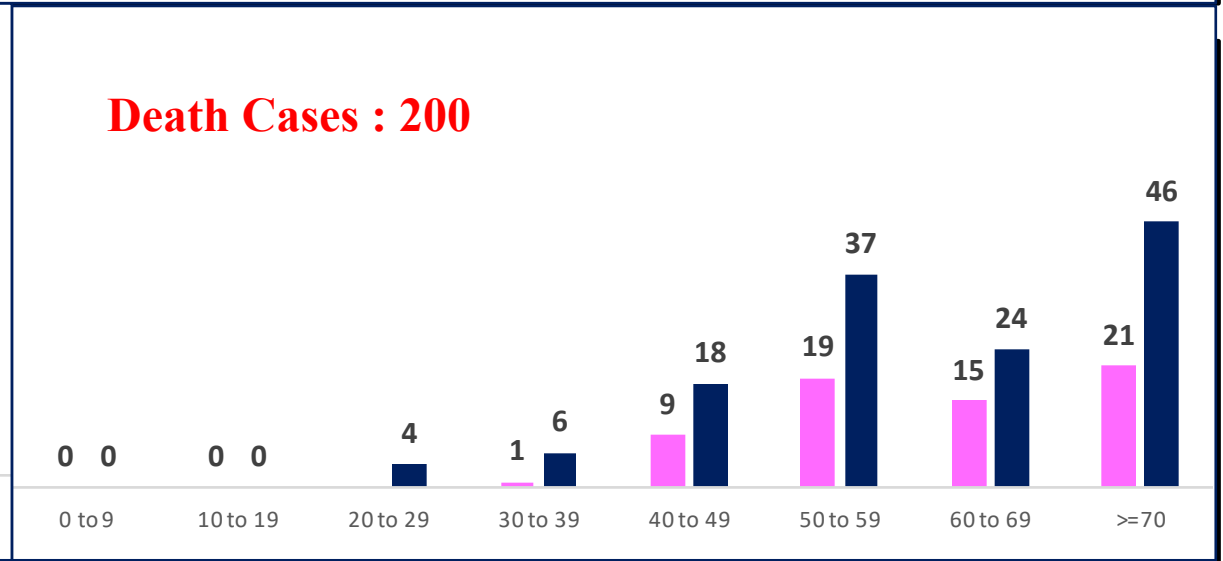
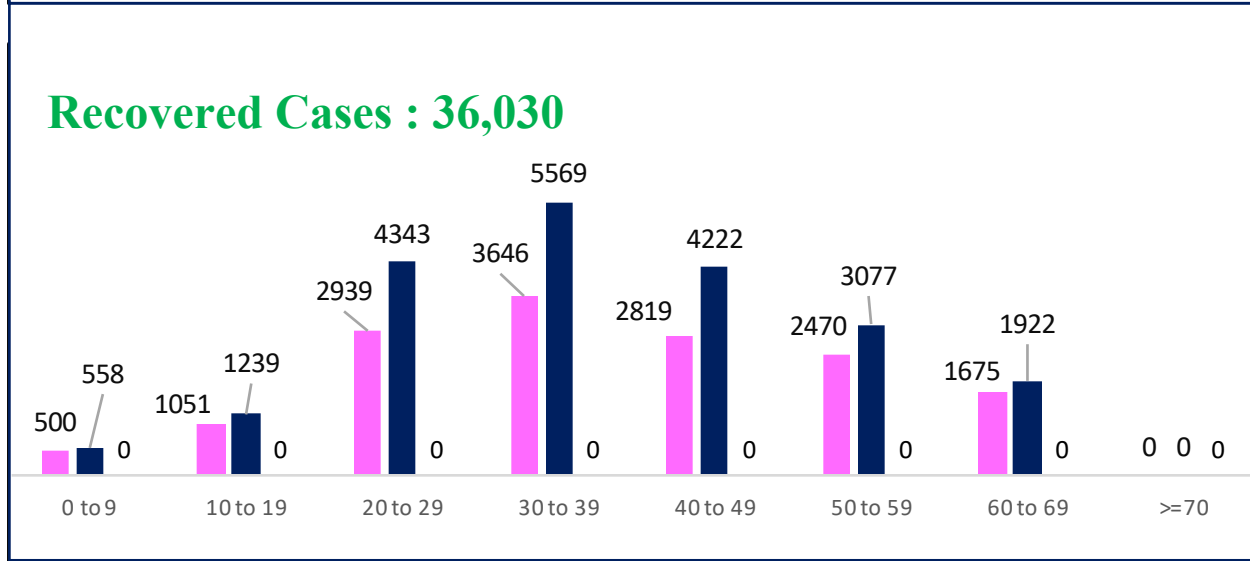
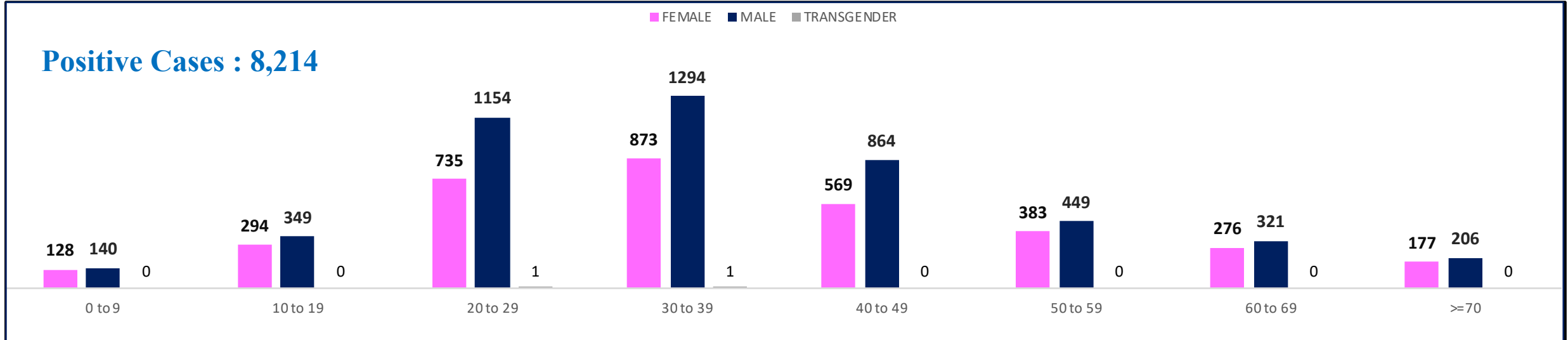
# ABSTRACT OF COVID-19 CASES IN BENGALURU



	MALE	FEMALE	TRANSGENDER	MALE	FEMALE	TRANSGENDER	TOTAL	
	Last 24 Hours	Last 24 Hours	Last 24 Hours	Cumulative	Cumulative	Cumulative	Last 24 Hours	Cumulative
<b>Positive Cases</b>	4,777	3,435	2	6,65,978	4,45,959	121	<b>8,214</b>	<b>11,12,058</b>
<b>Recovered Cases</b>	20,930	15,100	0	5,07,104	3,32,897	85	<b>36,030</b>	<b>8,40,086</b>
<b>Death Cases</b>	135	65	0	6,999	3,854	4	<b>200</b>	<b>10,857</b>
<b>Total Tests Done</b>	<b>In Last 24 hrs : 47,506</b>			<b>Cumulative : 1,24,01,622</b>				
<b>ACTIVE CASES</b>					<b>2,61,115</b>			



# LAST 24 HOURS AGE GROUP AND GENDER WISE DISTRIBUTION





# SNAPSHOT OF BENGALURU COVID-19 CASES IN LAST 8 WEEKS



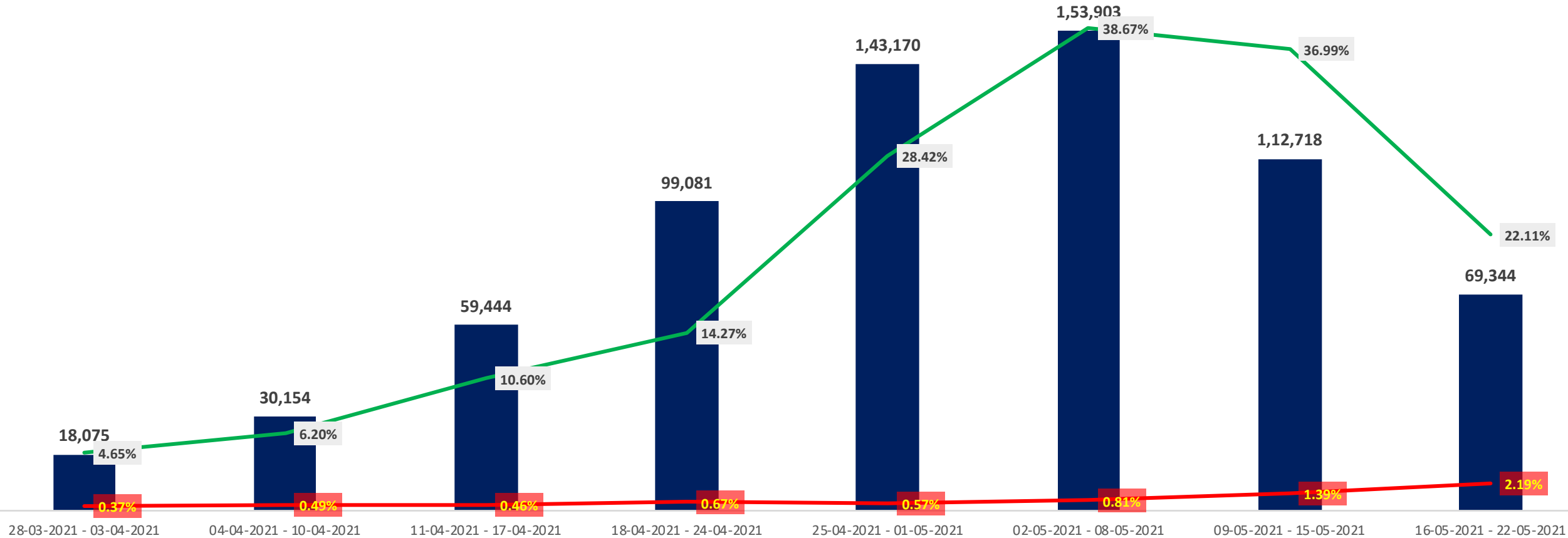
	28/03/21 TO 03/04/21	04/04/21 TO 10/04/21	11/04/21 TO 17/04/21	18/04/21 TO 24/04/21	25/04/21 TO 01/05/21	02/05/21 TO 08/05/21	09/05/21 TO 15/05/21	16/05/21 TO 22/05/21
<b>Total Positive Cases</b>	18,075	30,154	59,444	99,081	1,43,170	1,53,903	1,12,718	69,344
<b>Total Recovered Cases</b>	6135	11,688	16,308	23,974	33,534	78,903	89,117	1,73,504
<b>Total Death Cases</b>	67	147	275	660	814	1242	1565	1516
<b>Case Fatality Rate</b>	0.37%	0.49%	0.46%	0.67%	0.57%	0.81%	1.39%	2.19%
<b>Total Tests Conducted</b>	3,88,612	4,86,031	5,60,755	6,94,541	5,03,691	3,98,039	3,04,707	3,13,596
<b>Positivity Rate</b>	4.65%	6.20%	10.60%	14.27%	28.42%	38.67%	36.99%	22.11%



# POSITIVITY AND MORTALITY RATE OF BENGALURU – LAST 8 WEEKS

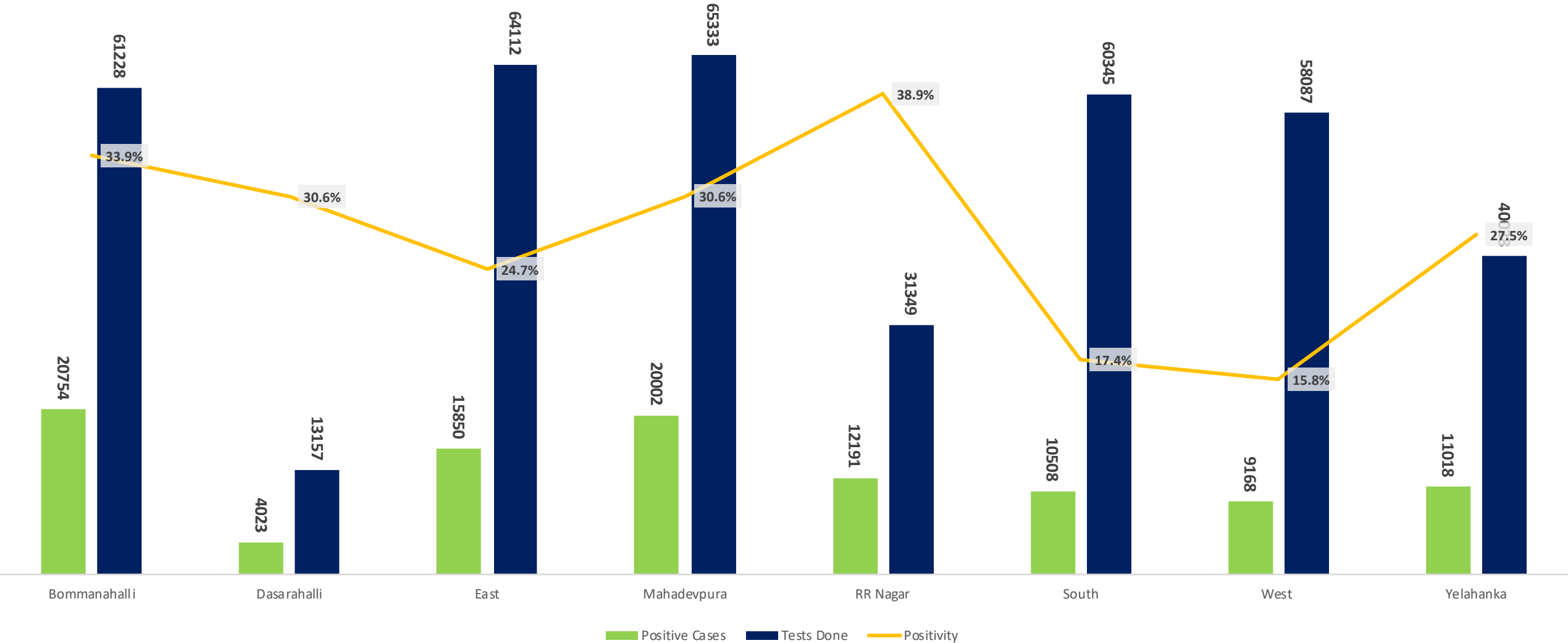


■ Total Positive Cases    — Case Fatality Rate    — Positivity Rate



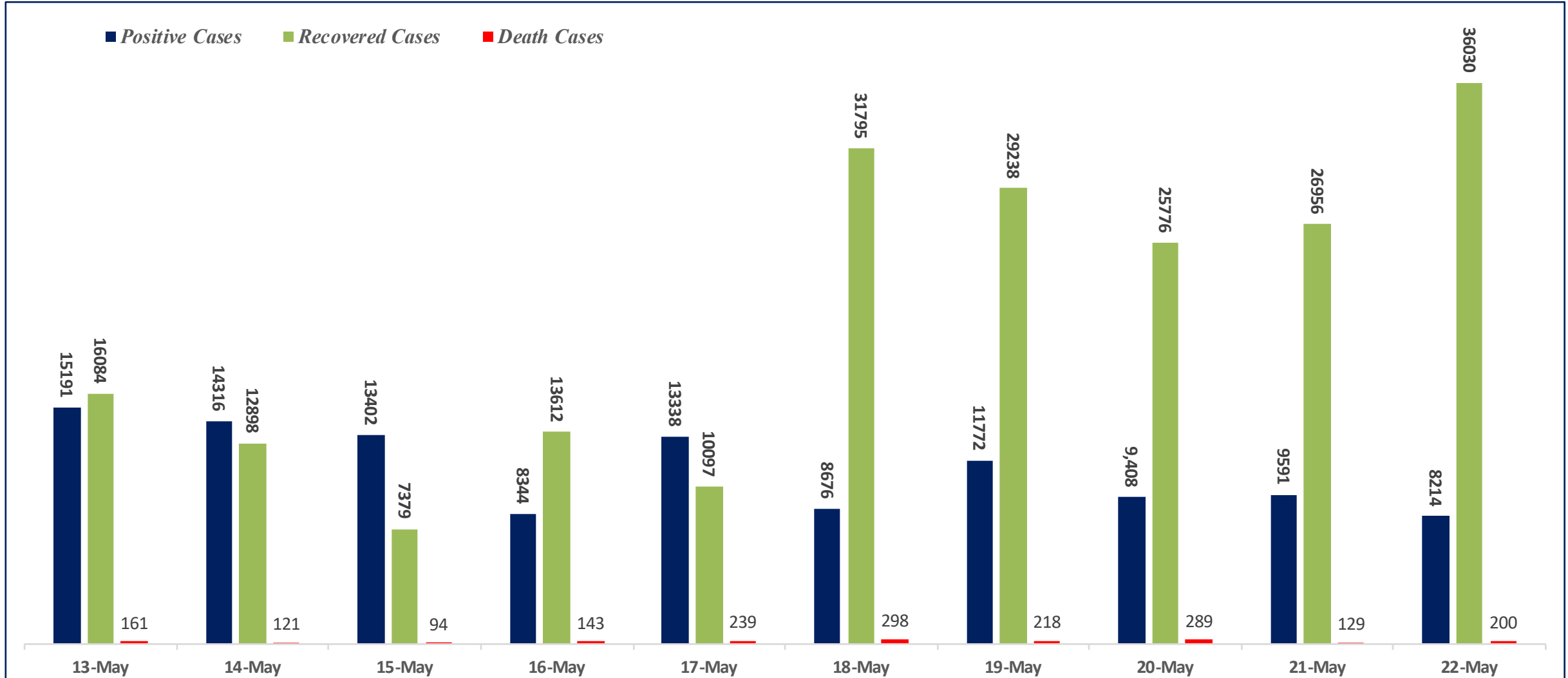


# ZONE WISE POSITIVITY TREND IN LAST 10 DAYS





# SAPSHOT OF POSITIVE, RECOVERED AND DEATH CASES OVER LAST 10 DAYS ACROSS BBMP ZONES

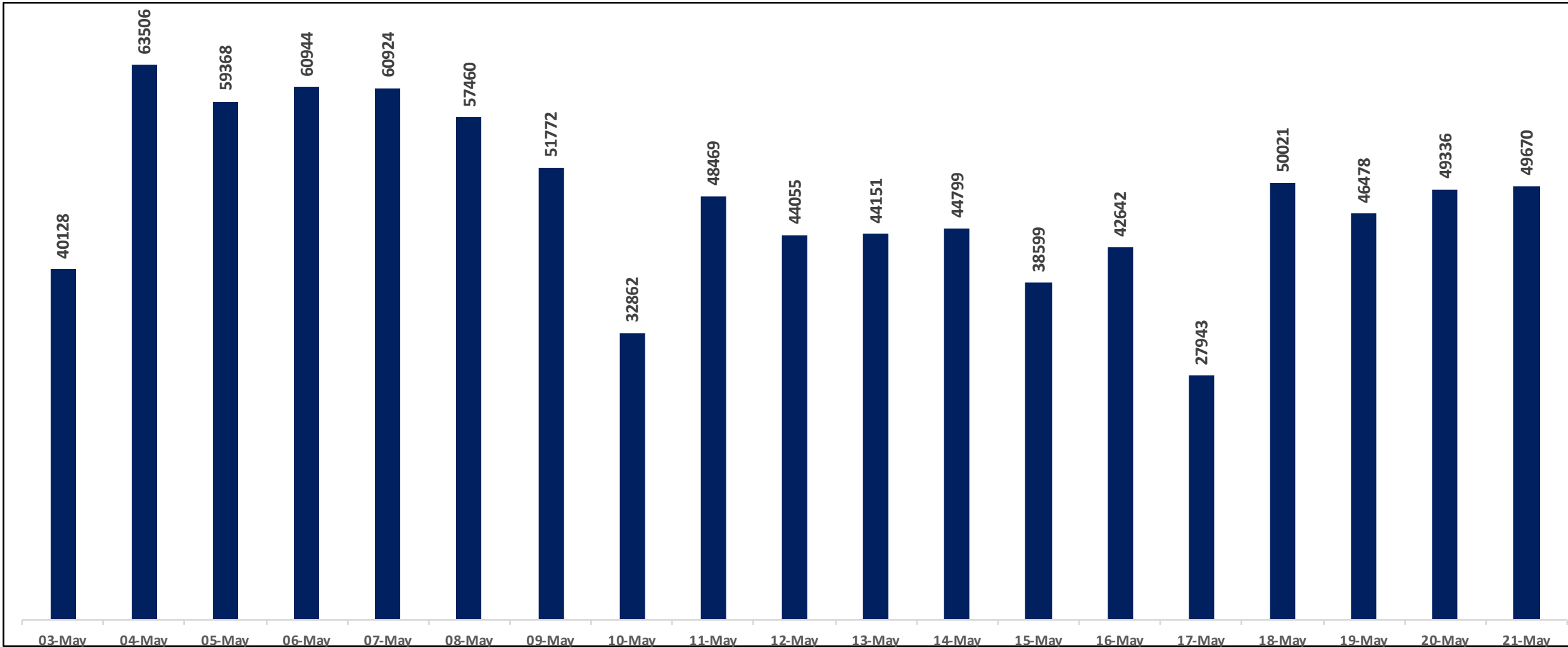




# TESTING TRENDS IN BENGALURU



Number of Test Conducted	Test Conducted Last 24 hours
1,24,01,622	47,506





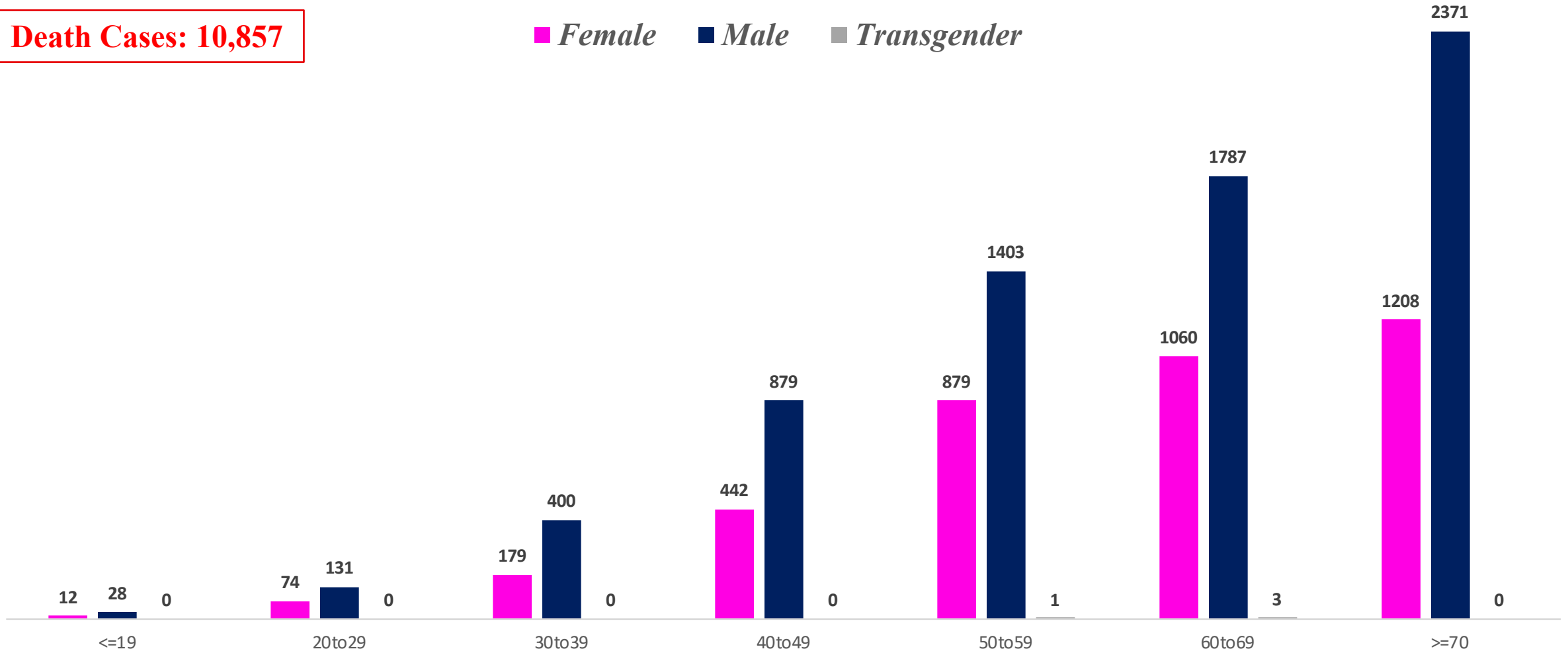


# AGE AND GENDER WISE DISTRIBUTION OF DEATH CASES



**Death Cases: 10,857**

■ Female ■ Male ■ Transgender

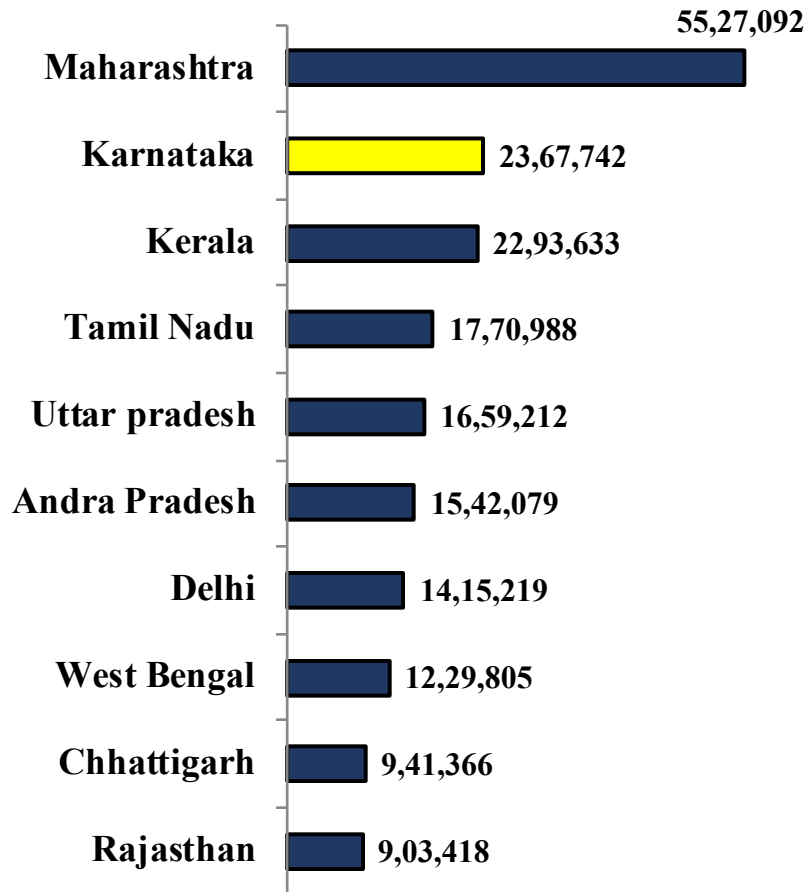




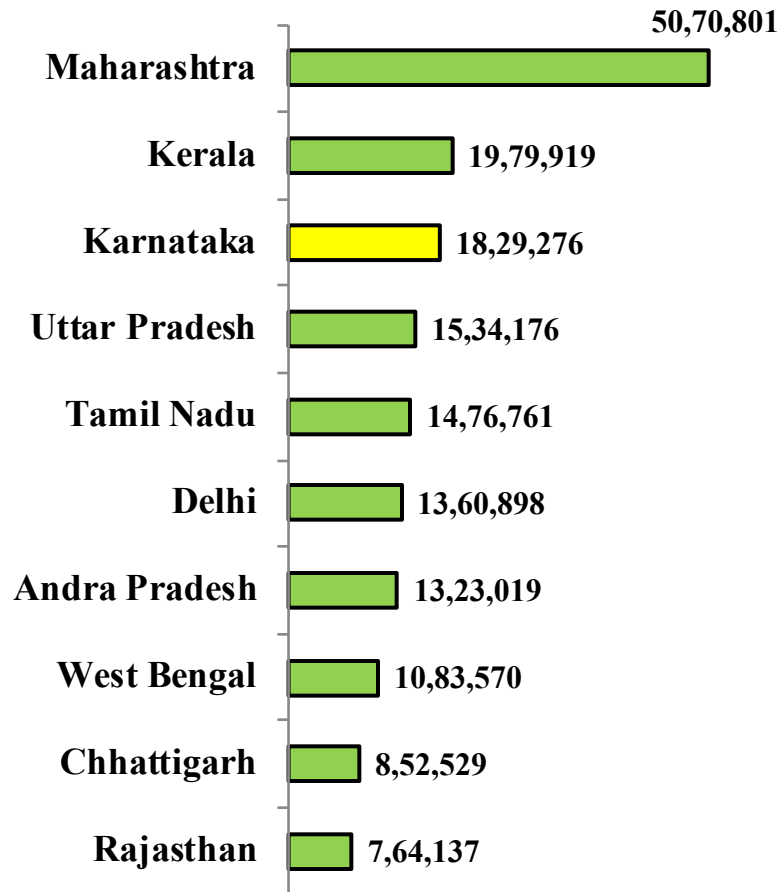
# TOP 10 COVID19 AFFECTED INDIAN STATES AS ON 21.05.2021



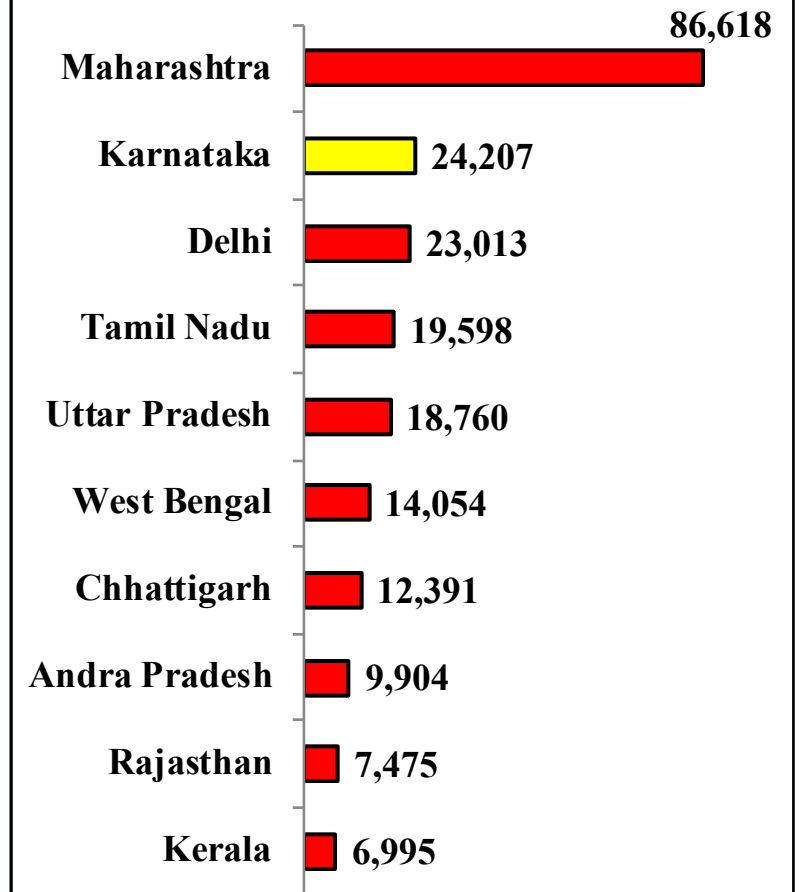
## Total Positive Cases



## Total Recovered Cases

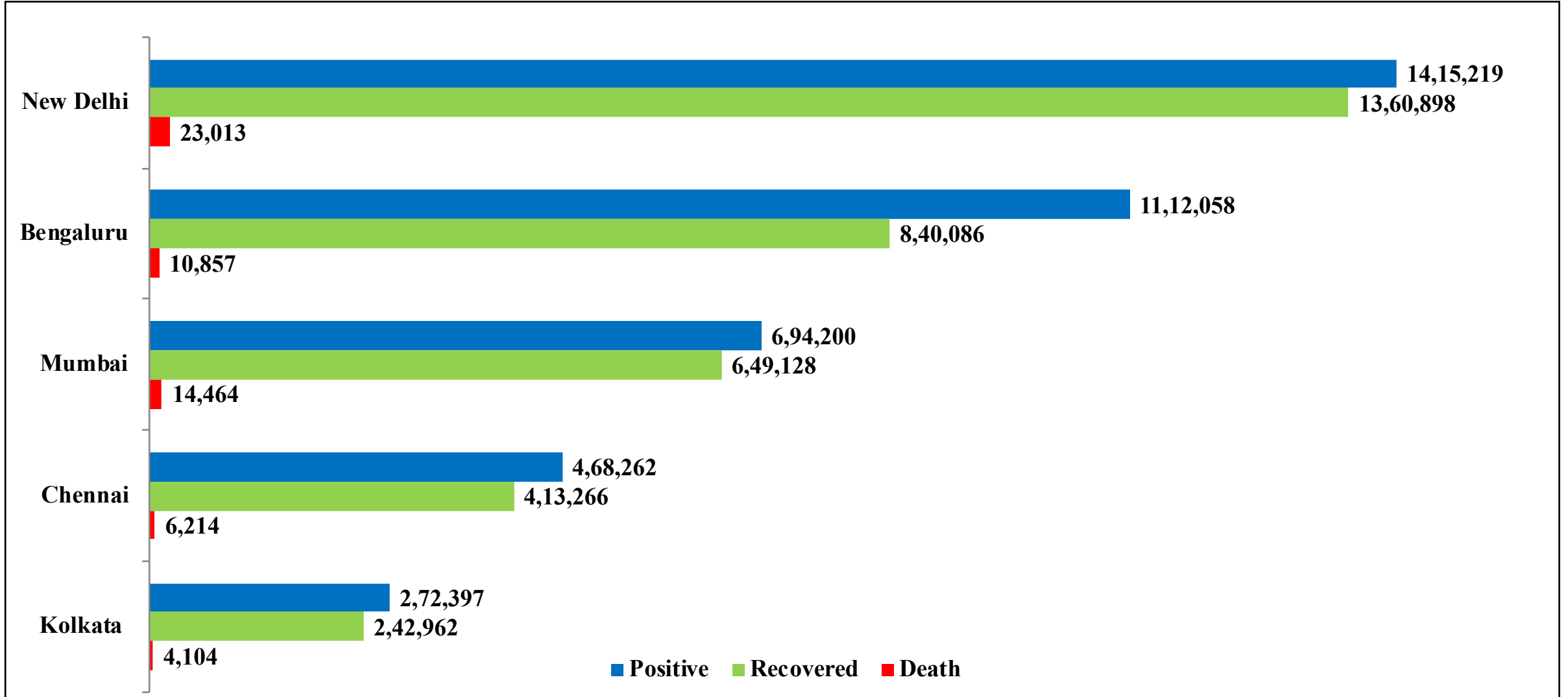


## Total Death Cases



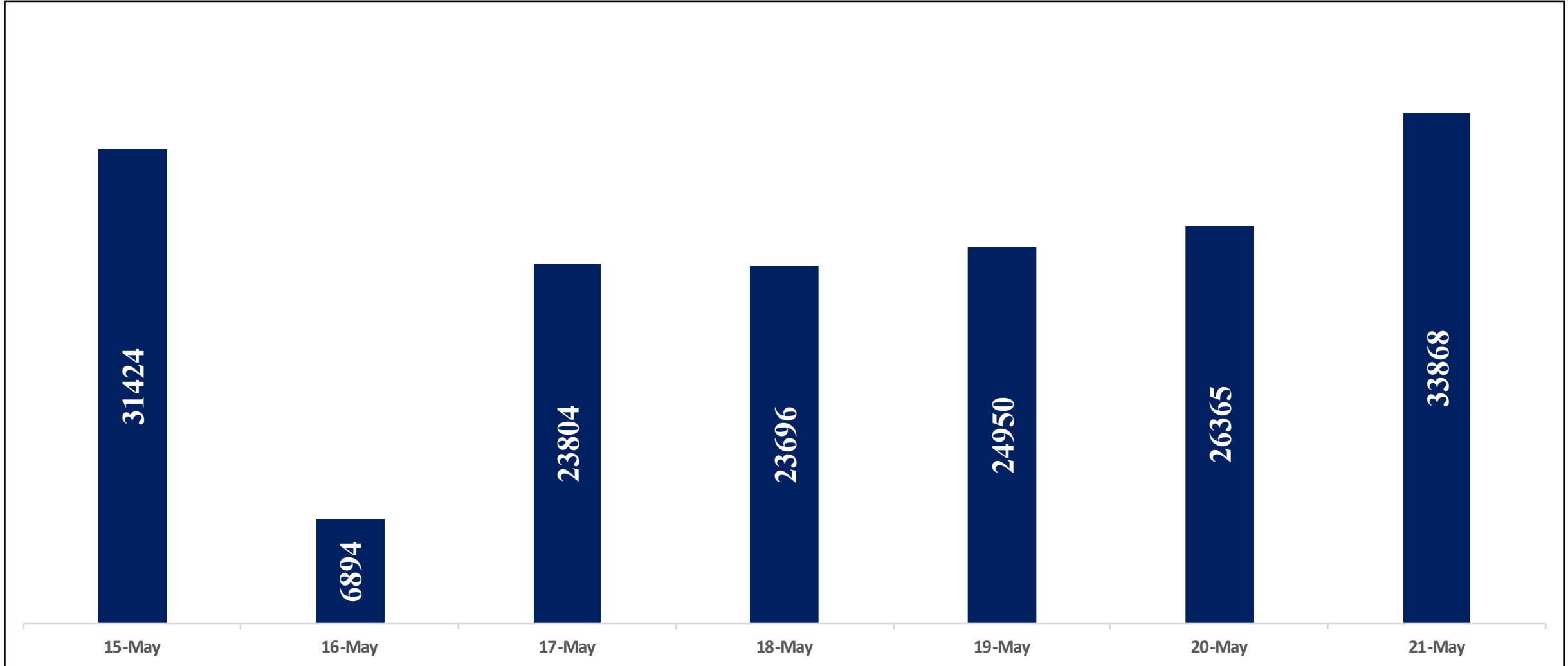


# BENGALURU AND METROPOLITIAN CITIES AS ON 21.05.2021





# TOTAL VACCINATION DONE IN LAST 7 DAYS





# COVID BED STATUS AS ON 22.05.2021



SR. NO.	Facility Type	No. of Hospital	Total Allocated Beds for C+ Patients					Occupied Beds for C+ Patients					Net Available Beds for C+ Patients				
			Gen Beds	HDU	ICU Beds	ICU-V	Total	Gen Beds	HDU	ICU Beds	ICU-V	Total	Gen Beds	HDU	ICU Beds	ICU-V	Total
1	Government Medical Colleges	4	60	675	63	82	880	20	590	63	82	755	40	85	0	0	125
2	Government Hospitals	16	684	183	70	115	1052	374	170	70	115	729	310	13	0	0	323
3	Private Medical Colleges	12	4011	2300	146	199	6656	644	2069	146	199	3058	3367	231	0	0	3598
4	Private Hospitals	141	2539	1707	317	207	4770	1383	1504	305	201	3393	1156	203	12	6	1377
<b>Total Beds</b>		<b>173</b>	<b>7294</b>	<b>4865</b>	<b>596</b>	<b>603</b>	<b>13358</b>	<b>2421</b>	<b>4333</b>	<b>584</b>	<b>597</b>	<b>7935</b>	<b>4873</b>	<b>532</b>	<b>12</b>	<b>6</b>	<b>5423</b>

\* All available ICU & Ventilator beds in private hospitals are for pediatric care

\* Status as on 22.05.2021 – 7:00 PM



# SNAPSHOT OF COVID-19 CASES IN BENGALURU URBAN



**Total Wards With  
>500 Cases\* :  
55**

**Tests Conducted  
On 21.05.2021:  
47,506**

**Recovery  
Rate:  
75.54%**

**Total  
Active Cases :  
2,61,115**

**Total Vaccinated on  
21.05.2021:  
33,868**

**Positivity  
Rate\* :  
33.06%**

**Active  
Rate:  
23.48%**

**Case  
Fatality Rate\* :  
1.29%**



\*Total positive cases In the past 10 days

\*CFR and positivity as for May 2021



ಬೃಹತ್ ಬೆಂಗಳೂರು ಮಹಾನಗರ ಪಾಲಿಕೆ  
Bruhat Bengaluru Mahanagara Palike




<b>Download BBMP Bulletin</b>	<a href="https://bbmp.gov.in/warroombulletin.html">https://bbmp.gov.in/warroombulletin.html</a>
<b>For BBMPCovid19 Bed Status:</b>	<a href="https://bbmpgov.com/chbms/">https://bbmpgov.com/chbms/</a>
<b>To register for vaccination :</b>	<a href="https://selfregistration.cowin.gov.in/">https://selfregistration.cowin.gov.in/</a>
<b>BBMP COVID19 Dashboard:</b>	<a href="https://covid19.bbmpgov.in/">covid19.bbmpgov.in/</a>
<b>Follow us on:</b>	 <a href="https://www.facebook.com/bbmp.comm1/">www.facebook.com/bbmp.comm1/</a>
	 <a href="https://twitter.com/BBMPCOMM">twitter.com/BBMPCOMM</a>

Issued by:













Honorable Chief Commissioner, BBMP  
Special Commissioner Health & IT, BBMP  
MD, Bengaluru Smart City Limited

THANK YOU !



## COVID APPROPRIATE BEHAVIOUR

### Preventive behavioural practices to win against Covid19

-  Greet without physical contact
-  Avoid touching face
-  Maintain physical distance
-  Regularly disinfect frequently touched surfaces
-  Do not discriminate against anyone
-  Seek information on COVID19 from credible sources
-  Maintain respiratory, hand hygiene
-  Discourage crowd, encourage Safety
-  Maintain 6 feet distance
-  Wear mask
-  Avoid unnecessary travel
-  Do not circulate unverified information
-  Seek psychosocial support for any stress/anxiety